

23-24 IMPACT REPORT

Engineering Ambassadors Network

<https://www.engineeringambassadorsnetwork.org>
eanetwork2010@gmail.com



23-24 Academic Year Impact Report

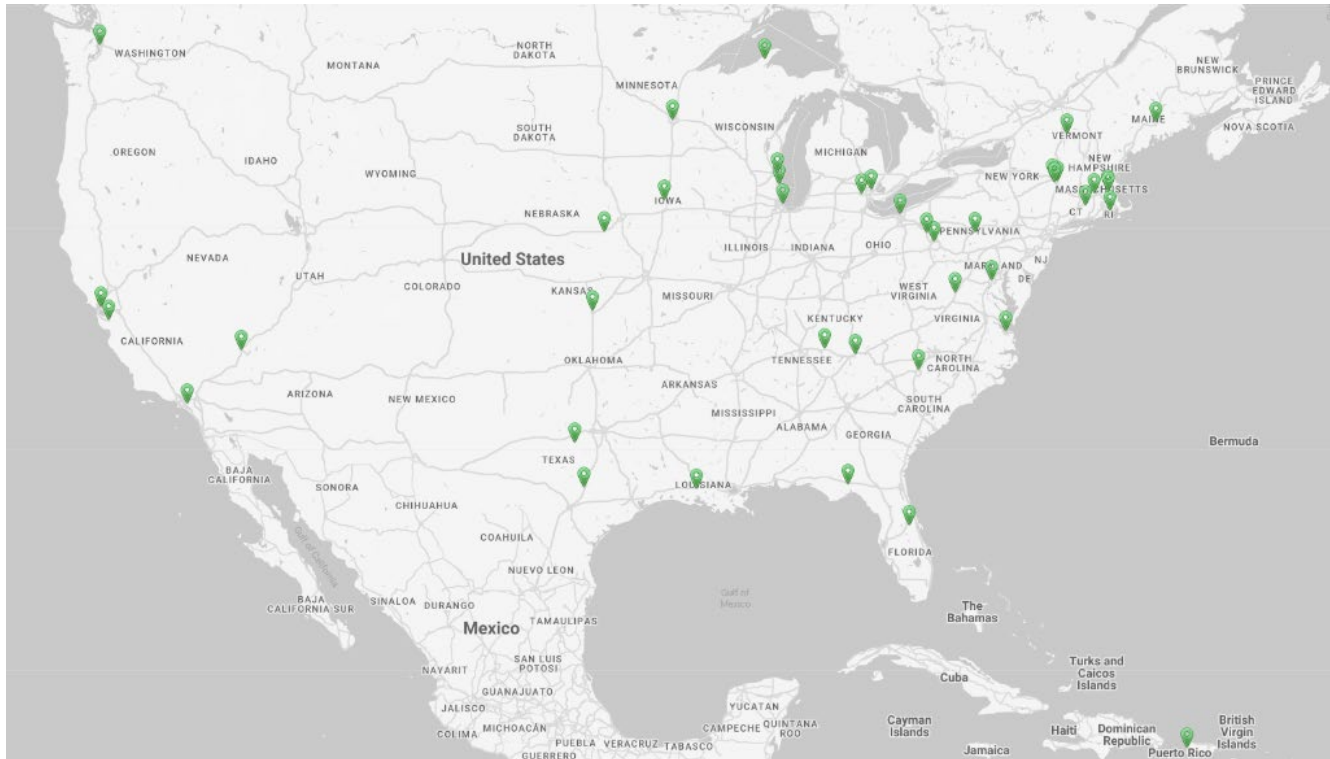
Contents:

Current State of the Network.....	3
Demographics	3
Workshops.....	6
Northeast.....	6
Southeast.....	6
Midwest.....	6
West Coast.....	6
Future workshops.....	6
Micro-credentials	6
Outreach.....	7
Quotes from the class of 2024	9
Through the years.....	10
EA Demographics by year	10
Outreach by year.....	11

Current State of the Network

There are 42 total programs across the nation and in Puerto Rico.

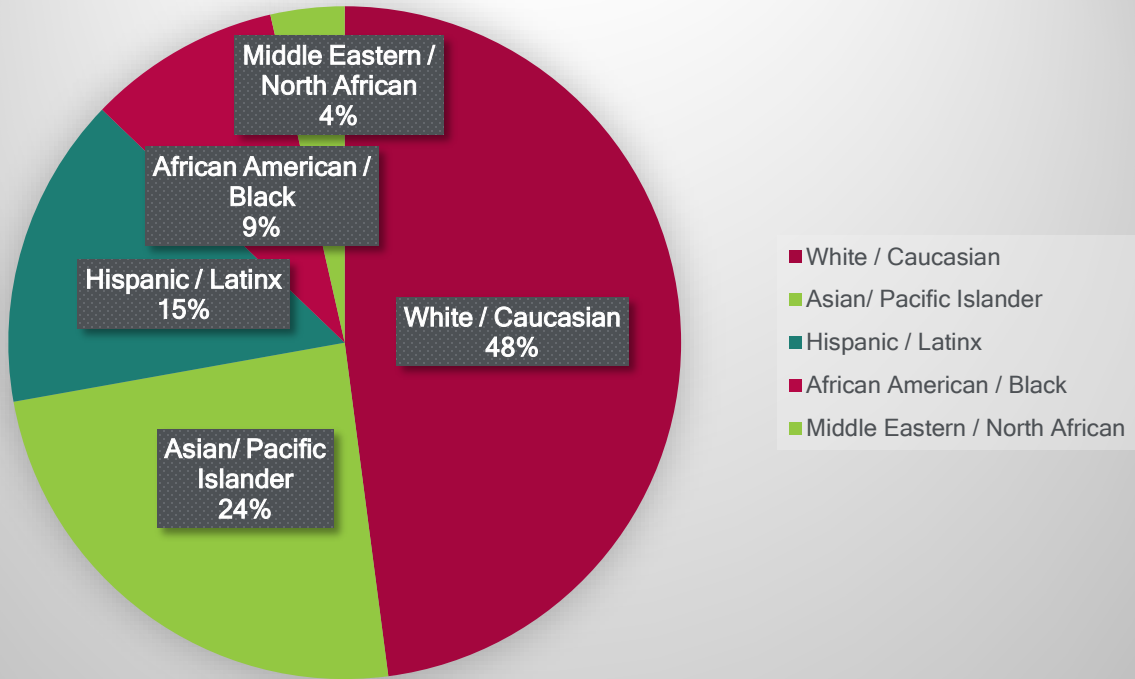
Three new programs joined the network in spring 2024: Carthage College, Milwaukee School of Engineering, and University of Albany.



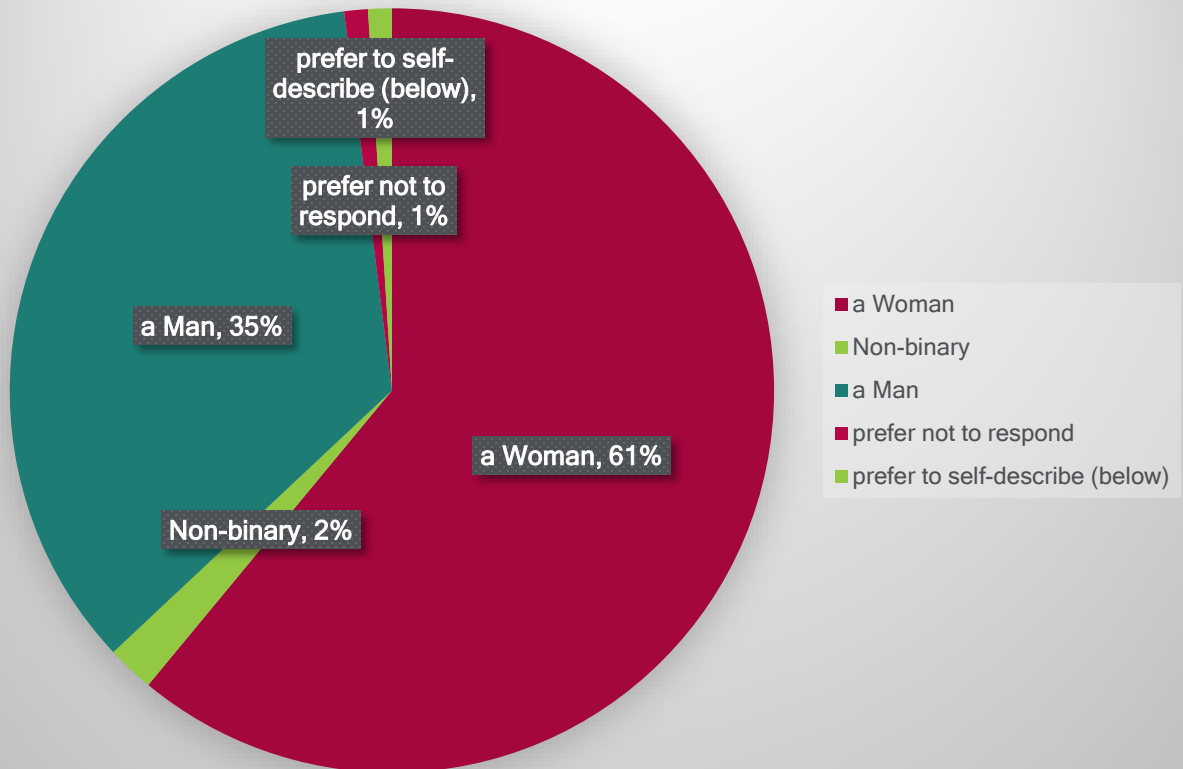
Demographics

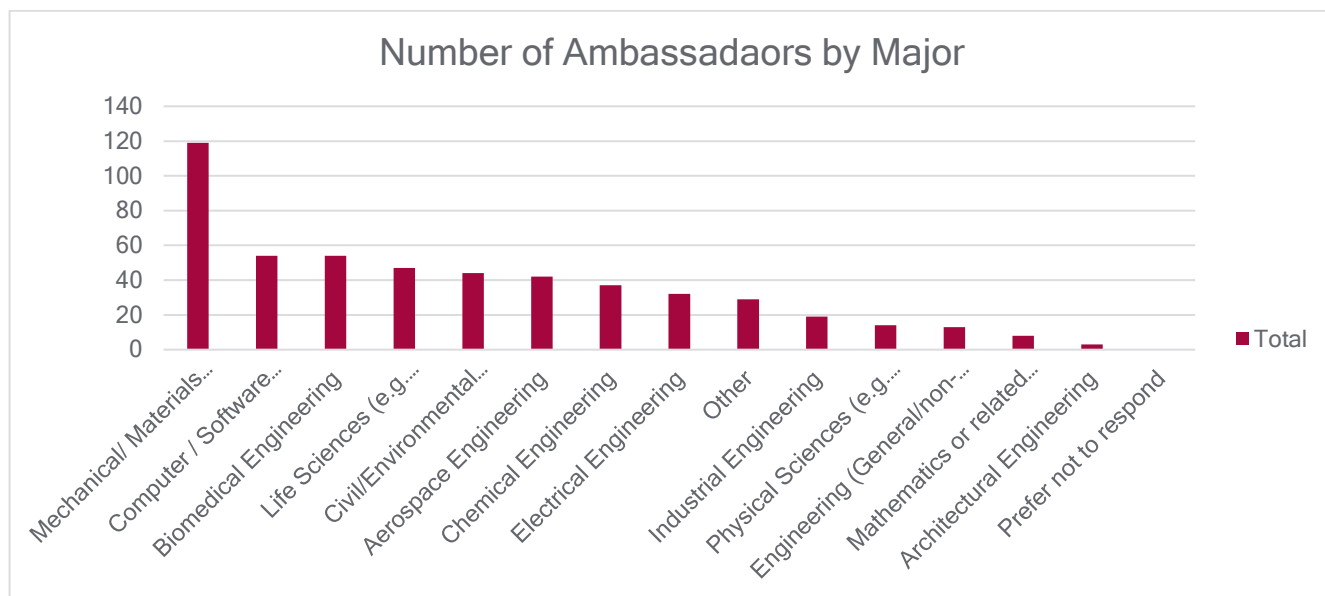
515 ambassadors from 29 different programs completed the fall 2023 demographic survey. The ambassadors are majority-minority with 61% identifying as a woman and 52% identifying as not white or Caucasian. They also represent over 14 different undergraduate majors.

% of Ambassadors by Race/Ethnicity



% of Ambassadors By Gender Identity





Workshops

Northeast

The University of Connecticut hosted 161 people from 9 different programs. 108 new ambassadors were trained.

Southeast

The University of North Carolina at Charlotte hosted 53 people from 7 different programs. 32 new ambassadors were trained.

Midwest

Iowa State University hosted 28 people from 3 different programs. 12 new ambassadors were trained.

West Coast

The University of California at Berkeley hosted 12 people from their program. 9 new ambassadors were trained.

Future workshops

The Northeast workshop will be held September 13-15, 2024 at Rensselaer Polytechnic Institute.

The Southeast workshop will be held October 11-13, 2024 at Florida A&M University/Florida State University.

The Midwest workshop will be held October 18-20, 2024 at the University of Minnesota.

Micro-credentials

54 micro-credentials were awarded this academic year. 236 have been awarded since 2021.

Outreach

37 programs reported data for the 23-24 academic year. The EAN reached 45,309 K-12 students. Spring is the most impactful time of year impacting twice as many students as we did in the fall. Half of the events are on campus and half are off campus.

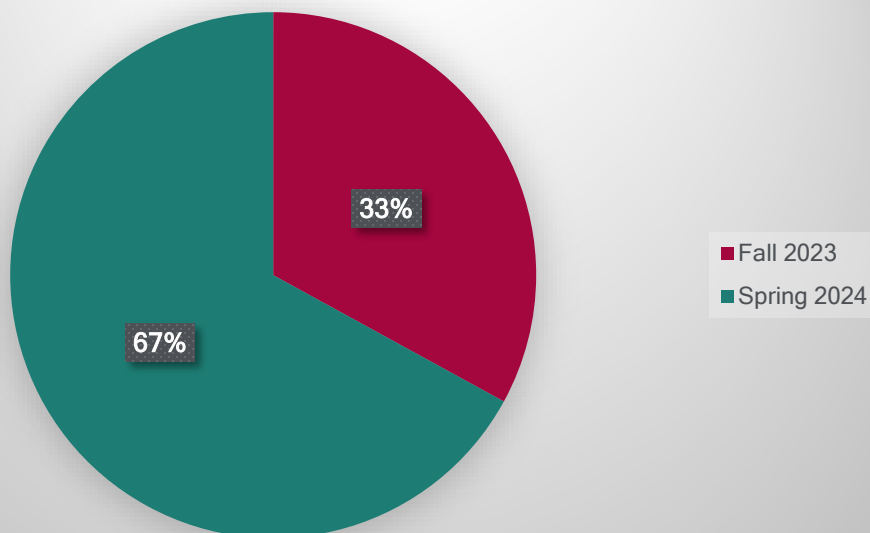
Semester	# of Students
Fall 2023	14941
Spring 2024	30368
Total	45309

Grade Level	# of students
Elementary (PK-5)	5598
Middle (6-8)	9732
High School (9-12)	8918
Mix of PK-12	20358
College	703
Total	45309

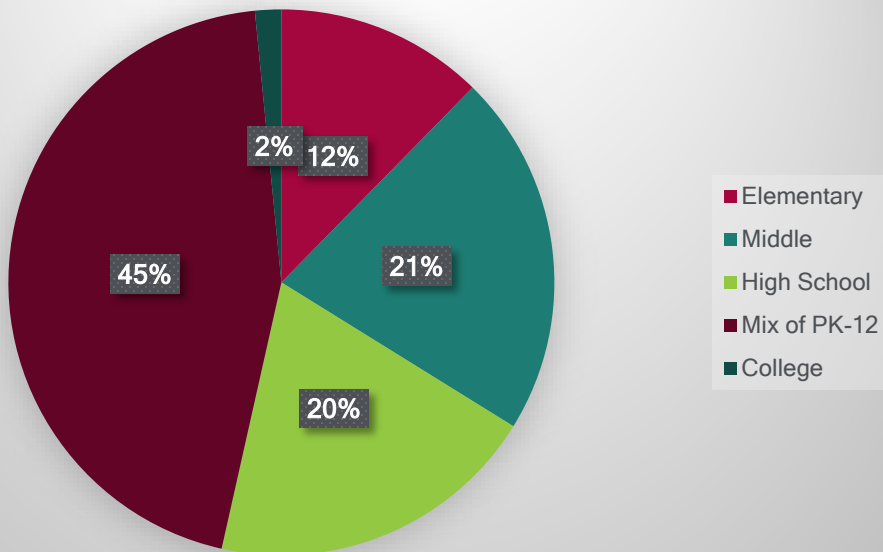
Type of Event	# of students
On-campus	21205
Off-campus	23486
Virtual	618
Total	45309

# of programs reporting	37
-------------------------	----

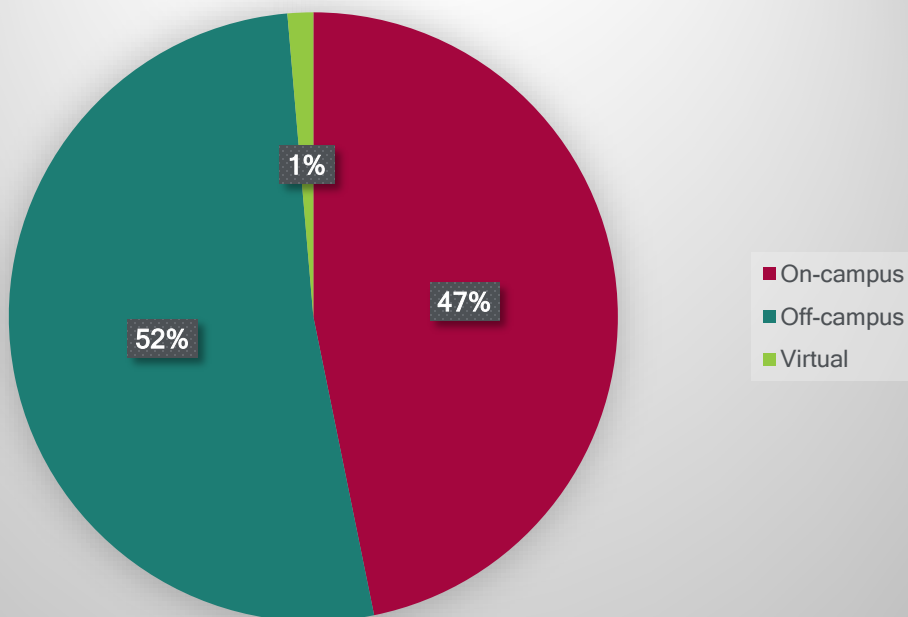
K-12 students by semester



K-12 students by grade level



Event type



Quotes from the class of 2024

We asked the graduating ambassadors to “tell us two things you gained from being an engineering ambassador”. Here are a few responses:

I gained valuable experience working with middle and high school students, providing them with insight on what it is like to study engineering in college through outreach events such as presentations and campus tours. I also gained an understanding of the effort that is required to prepare for these events. These things help me develop my skills in time management, organization, and communication.

Engineering Ambassadors has made me super happy to see the change we have an impact on in the future of engineering, and I'm really thankful for the opportunity!

I think I gained a lot about how to give more successful presentations and about proper slide design. I also think that I gained a lot about how to explain complicated concepts to children/people not from a science background.

Being an Engineering Ambassador taught me to carry myself with confidence and personality, something I continue to do in my personal and professional life. Working with kids taught me that just knowing the material isn't always enough, you need to have some personality and presence, which is something I wasn't really taught in my engineering classes!

An opportunity to inspire kids, especially those who might not have the opportunities many of us have had. I also gained a supportive network of people who are rooting for me in my peers and in my bosses. I was able to expand on my presentation skills, especially with presenting things on the fly. Additionally I learned how to format my presentations.

Developing my speaking skills and having the opportunity to get kids excited about science and engineering.

Great program! I have improved my presentation skills so much during my time as an EA. I have loved the opportunity to work with kids. It really helped me stay inspired as to why I became an engineer! Ambassadors has been an amazing program to be a part of. It has provided me with so many more opportunities to teach and network than I expected to have in college.

Engineering Ambassadors gave me a space to learn about other engineering disciplines and get more hands on experience outside of the classroom! It was also great to connect with students and gain experience teaching younger audiences.

This was a rewarding experience that I wish I got involved in even earlier! I am happy that there is opportunities like this.

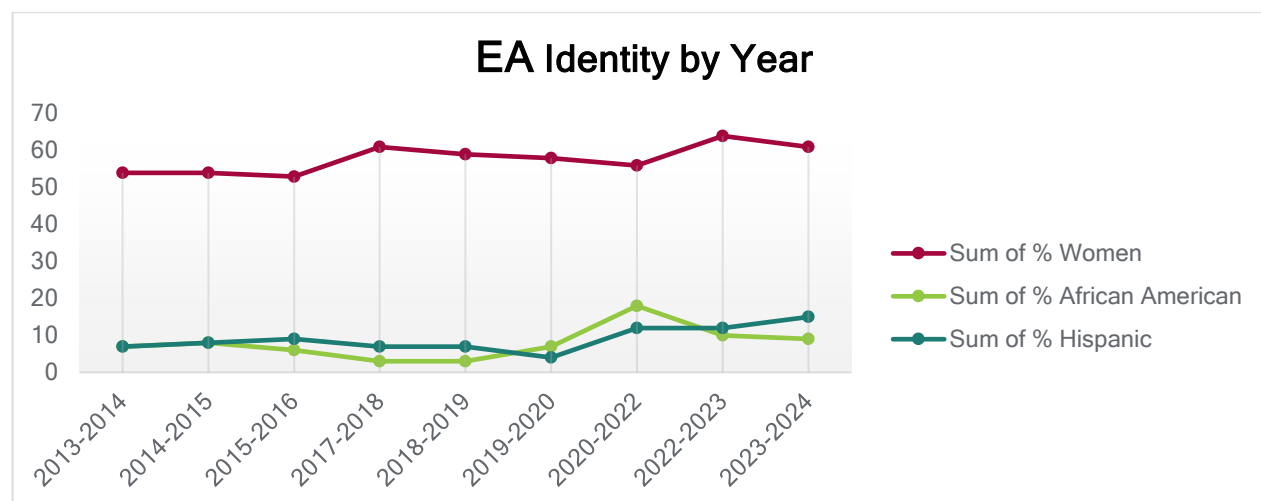
I think EA has helped me become a more impactful team member of any project by helping me develop my communication skills.

Through the years

In 2013, we began collecting data on all our programs except for the academic years 2017-2018, 2018-2019, and 2019-2020 in which data from only the main 5 programs was collected. Due to the COVID-19 pandemic, 2020-2022 has been combined as one year. Most programs had to shut down and were not allowed into schools for outreach events. In 2022, most programs returned to normal operation.

EA Demographics by year

On average, 58% of EAs identify as a woman, 8% identify as African American, and 9% identify as Hispanic/Latino.



Outreach by year

In the 2015-2016 academic year, a record number of 47,786 K-12 students were reached.

